



transform
your space
with **Korniche**

KORNICHE



Multi-Award-Winning





a brighter home

with smarter engineering.

Flood your living space in natural light with industry-leading roof lanterns and bi-folding doors from Korniche. Combine smart engineering with inspirational design to immerse your home in the outside world.

Precision. Simplicity. Beauty.

The engineering pedigree behind Korniche's roof lanterns and bi-folding doors makes it easy for you to elevate the design of your construction or renovation project.

We are driven by perfection. Because we understand that there is no such thing as compromise when it comes to your dream home, we have developed the most advanced products on the market.

Not only do they let as much natural light into your living space as possible, our doors and lanterns also maintain **slim sightlines, great thermals** and the **highest level of security** available.

Designed from the ground up, every part has been meticulously engineered to combine with the next, transforming your interior into a magnificent living space.

A wealth of unique features improve **heat retention, security, functionality and aesthetic appeal**, so you can enjoy a final product which is stronger, slimmer, warmer and easier to install.

it's our mission to achieve your vision

Korniche was founded with the mission to bring inspirational products to light through innovative design and engineering.

Because we use aluminium, our products are made with greater accuracy and tighter tolerances that deliver superb weather resistance and thermal retention, low maintenance and breath-taking aesthetics.

Combined with our investment in the latest fabrication methods and engineering excellence, Korniche delivers a better quality of product that can be installed with speed and ease.

The Korniche Lantern is the first of its kind, designed for purpose using ground-breaking engineering instead of being derived from existing conservatory systems.

This multi-award winning product has been embraced by homeowners and builders alike, and our vision is to become the first brand you go to for smarter, better engineered and inspirational glazed products, just like our equally innovative new bi-folding door.







roof lanterns

Welcome more light and style into your home with roof lanterns from Korniche.



the design brief

A Korniche roof lantern doesn't just change the way your living space looks. By bathing your room in natural daylight, it transforms how it functions. How it feels. Just as every homeowner has a different vision, Korniche has a bespoke design to help you deliver it.

Engineered for a grander view

Enjoy the most expansive views possible with industry-leading maximum sizes for your roof lantern, spanning up to 24m².

Meticulously engineered to be the strongest and stiffest on the market, it supports more glass without the need for additional rafters, so you can welcome in more of the outside world.

Thanks to its sturdy die-cast aluminium components and patented method of fixing the spars together, the Korniche roof lantern can span up to **3 meters by 2.5 meters for a single piece of glass per side**, or up to a maximum roof space of **6 meters by 4 meters** with intermediate rafters.

Bask in daylight and design

A modern take on the classic Victorian-era lantern roofs, the Korniche roof lantern comes in bespoke designs and **a range of colours** to transform your living space with light.

Reminiscent of traditional timber structures, its award-winning aluminium rafters and spars provide some of **the narrowest sightlines available, with no visible fixings and seamless joints throughout**.

Where the spars end, they are fitted with an aluminium die cast end cap sculpted to fit perfectly with no visible fixings, maintaining the beautiful aesthetics inside and out.





Meticulously engineered to be the strongest and stiffest on the market, it supports more glass without the need for additional rafters.

designed **brighter** engineered **better**



Keep your heat, protect your home

The Korniche roof lantern comes with **self-cleaning glass** in a range of shades giving overall U values as low as 1.2, so you can enjoy, diffuse or direct natural light while keeping the heat in your home. The dedicated roof glazing used also reduces the amount of heat that enters your living space, helping to maintain the perfect temperature and level of light.

The roof lantern is fully thermally broken. This means the outside aluminium elements are connected to the internal ones through thermal breaks.

These include polymer T bars between the internal and external parts of the spars and polyamide thermal breaks in the eaves beams.

This vastly **reduces heat transfer** and ensures any cold bridging is virtually eliminated.

Industry-leading Q-Lon seals combine and complement the thermally broken lantern to protect your home from the elements. An innovative glass lock system also stops the glass slipping under its own weight after installation, ensuring a lifetime of security and low maintenance.



Fastest, simplest installation

Making the complicated simple takes real creativity. Our smartly engineered roof lantern is the only design on the market that **requires no cutting, trimming or silicone sealant within the lantern structure whilst being assembled.**

Capable of being **fitted in minutes and glazed in seconds**, the Korniche roof lantern is the fastest and easiest system to install on the market.

It arrives with a comprehensive installation manual that has simple step by step instructions that could not be easier to follow.

The sheer simplicity of the installation means that any competent tradesperson can safely, quickly and securely fit your lantern, eliminating the need for specialist installers.

An installers dream.



Capable of being fitted in minutes and glazed in seconds, the Korniche roof lantern is the fastest and easiest lantern to install on the market.

versatile style




Bespoke designs to help you capture the mood, whatever space you want to fill.

Your vision for a roof lantern might depend on the intended function of your room, what times it will be used and who you want to enjoy the space with the most.

Because the Korniche lantern comes in a versatile range of configurations and **customisable number of colours**, you do not have to compromise on a single detail.

With bespoke sizes and colours, all you need to do is decide on the right combination for your vision.





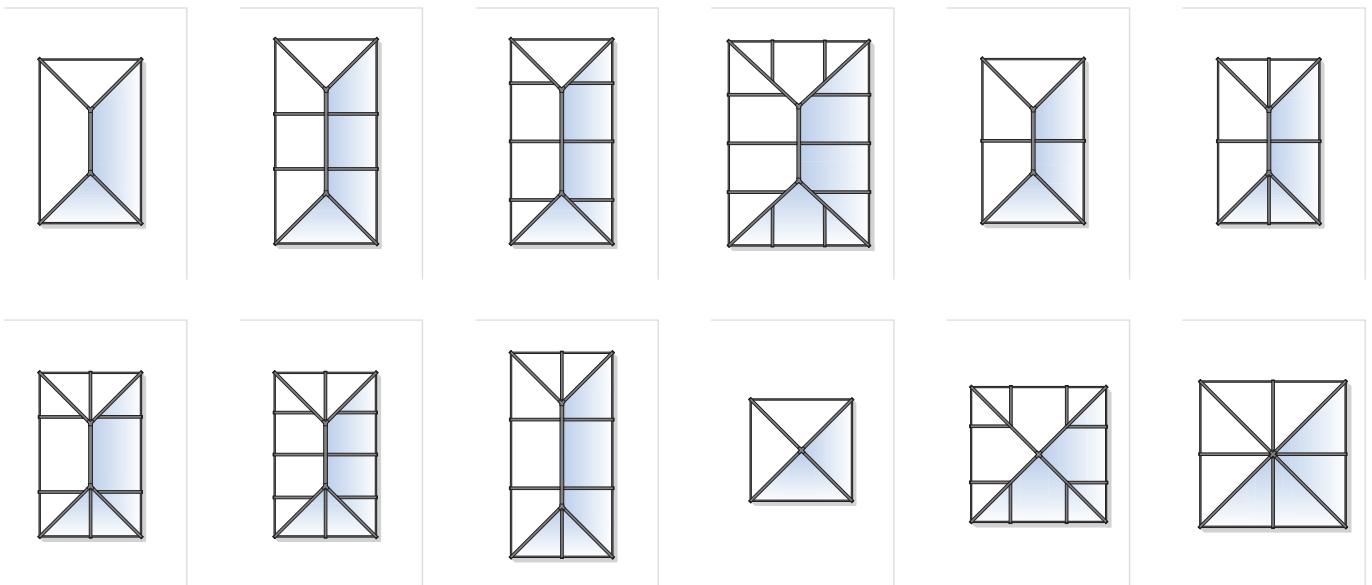
With bespoke sizes and colours all you need to do is decide on the right combination for your vision.

Specifications

- Bespoke sizes up to 6m x 4m
- Fixed 25°pitch
- 24mm double glazed units
- Largest rectangular lantern with only 4 glass units: 3m x 2.5m (external size)
- Largest overall rectangular lantern size: 6m x 4m (external size)
- Largest Pyramid lantern with only 4 glass units: 2.5m x 2.5m (external size)
- Largest Pyramid lantern: 4m x 4m (external size)



Available configurations



Colours & glass options

- ▣ Three stock RAL colours
 - RAL 9010 - Gloss White
 - RAL 7016 - Matt Grey
 - RAL 9005 - Matt Black
- ▣ Dual colour available at no extra cost when selecting two stock colours
- ▣ Bespoke RAL and BS colours available
- ▣ Ball finial option available



BESPOKE COLOURS ARE AVAILABLE

Performance glazing

Ambience Glass					
	Blue	Neutral	Clear	Sunshade Blue	Aqua
U Value	1.2 W/m ² k	1.2 W/m ² k	1.2 W/m ² k	1.0 W/m ² k	1.0 W/m ² k
Solar Heat Reflection	60%	60%	42%	80%	82%
Light Transmission	47%	37%	78%	27%	30%
Self Cleaning	Yes	Yes	Yes	Yes	Yes

U Values explained

A U value describes the rate that heat is conducted across a material or series of materials, in the table it refers to an insulated glass unit. A lower number means the glass unit is better at resisting heat transfer.



low maintenance: what you need to know



The Korniche Lantern is fabricated solely in the UK, in a dedicated manufacturing facility, ensuring exceptional quality and finishing standards.

When specified and installed in line with our product guidelines, your Korniche Lantern will require **minimum maintenance for maximum peace of mind.**

All components are CNC cut and machined with rigorous quality control checks ensuring a perfect finish.



Powder coating

The lantern's powder coated exterior doesn't just offer a wide range of colours, it also delivers a thick and consistently smooth finish which is extremely durable and kind to the environment.

Self-clean glass

Once installed, your powder-coated, glazed lantern will be fully weather resistant, with self-cleaning glass to reduce maintenance even further.

Specially designed to remain cleaner for longer, our **self-cleaning glass features a transparent coating that breaks down dirt using the sun's ultra-violet rays, which is then washed away by any rain.**

The highly durable coating is integrated into the external surface of the glass. It will still require the occasional clean in line with the glass manufacturer's instructions, but at far longer intervals compared to standard glass.

RAL

We offer more than **150 colours in matt, satin or gloss, including the option to have different colours on the inside and outside of the frames.**

This gives you greater freedom to match both the interior and exterior style of your property.



bi-folding doors

Designed to perfection, brighten your room with the **award-winning** bi-folding doors that combine robust functionality and security with breath-taking elegance.



the design brief

When it comes to bringing more of the outdoors into your home, it's the details in your bi-folding doors that make the difference. Great looking handles in matching finishes. A perfect glide. Slimmer profiles. More glass. Better protection. Superb heat retention. Korniche gets every element right.

PAS24:2016 as standard* Enhanced for protection

Our bi-folding doors come rigorously tested to keep your home fully protected. Certified to the advanced **PAS24:2016 standard**, their strong, durable aluminium frames come with enhanced security that includes a **3 Star Yale locking barrel**, high strength shoot-bolts and multi-point locking systems.

The shootbolt handle has an innovative and unique anti-back drive feature engineered into it. This means that even unlocked, a forced entry attempt can't rotate the handle to open the door.

The doors are also internally glazed using our **unique patented glazing, clip-in bead**. This offers the kind of reliable, robust security that you should expect.

Closed or open, make it a view

With a clean, consistent and slim design, our bi-folding doors superbly reflect the care with which they were made.

The aluminium profiles that make up the Korniche bi-folding door use **polyamide thermal breaks to stop thermal bridging**. These are fitted after each half of the sections are powder coated, ensuring stark lines and a striking contrast between the two elements.

Bespoke handles come in matching finishes, while the frames themselves can be powder coated in colours as natural or as vivid as your vision requires.

These beautiful finishes are highly durable, with narrow profiles and glazing seals hidden within the frame, meaning **more glass to help you enjoy more of the view**.



**PAS24-2016
SECURITY**

Because our bi-folding doors are PAS24-2016* accredited, they are guaranteed to offer enhanced protection for your living space against everything from shoulder-barges to lock-picking.

engineered to **inspire**

Make a more memorable entrance

Expertly engineered, Korniche bi-folding doors exude the same quality in their function as they do in design, with an exclusive roller system that delivers **an effortlessly smooth glide every time.**

A unique, pivoting axle in the rollers allows the wheels to follow any undulations in the stainless-steel tracks underneath. Combined with sealed bearings in the stainless-steel wheels and lateral rollers, the doors will glide effortlessly and smoothly for years to come.


The doors also feature additional security in the form of **a shoot-bolt handle that cannot be forced open from the outside.** This is down to an innovative anti back-drive feature that is designed into it.

It is also impossible to turn the handle at all while the key is still in the lock. This means that there is no risk of accidentally opening or damaging the doors as a result of the key remaining in place.

Designed for your everyday

Featuring polyamide thermal breaks, our bi-folding doors are **designed to keep heat in and the cold out.**

Korniche products incorporate the best materials, fabricated to fine tolerances. Patented clip-in bead 'Speedbead' allows the doors to be glazed and adjusted in seconds whilst engineered components allow for effortless operation.





A unique, pivoting axle in the rollers allows the wheels to follow any undulations in the stainless-steel tracks underneath. Combined with sealed bearings in the stainless-steel wheels and lateral rollers, the doors will glide effortlessly and smoothly for years to come.

bespoke solutions that elevate your living space



REBATED
INTEGRATED CILL

Bespoke solutions

From stunning panoramic views to your perfect niche in exactly the right colour, our bi-folding doors have been engineered with versatility in mind. **Strong, durable and with excellent heat retention**, they can be used in many combinations of colour, number of door sashes and layout configurations.

There are also two threshold options to select from. These include our standard threshold and a rebated integrated cill option, which combines a 150mm cill with the rebated element of the standard threshold.

This means the step over height is reduced to only 52mm.

With aluminium frames, bespoke and upgraded handles and additional security features, you can enjoy their exceptional visual appeal while secure in the knowledge that every element of your safety is assured.

Colours and options

- Our traffic door and shootbolt handles are available in matching finishes of black, white, grey, polished chrome or brushed stainless steel. Dual colour options available
- 100mm, 150mm or 190mm cill options
- Standard or integrated cill thresholds
- Trickle vents can be installed directly into the head of your door, removing the need for a frame extender
- Available in black, grey, white or dual colour, they deliver 2667mm² of airflow per vent
- 20mm or 40mm frame extender profiles if required



 Traffic door handles



Configuration options

- Available in any BS or RAL colours
- Doors up to 6.4m wide
- Height up to 2.5m
- Each sash up to 1.25m wide
- 1-7 sashes
- Multiple configurations
- Doors open in or out

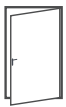
Next to each configuration diagram, you will see a number that indicates its opening options (e.g. 4-3-1).

The first number refers to how many door sashes are included within the set. The second number indicates how many of those doors open to the left, with the final number representing the doors that open to the right.

The doors that feature traffic handles (standard door handles) are master doors which provide both internal and external access.

Shootbolt handles (indicated as a single vertical line) allow the sliding door sashes to be locked in place from the inside only. Door configurations that have just a shootbolt handle do not provide any external access.

Single door



1-0-1

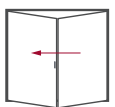


1-1-0

Two door



2-1-1

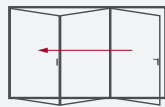


2-2-0

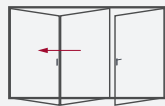


2-0-2

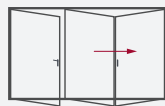
Three door



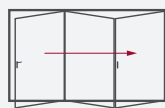
3-3-0



3-2-1

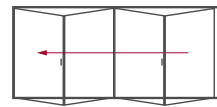


3-1-2

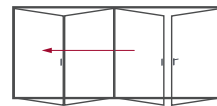


3-0-3

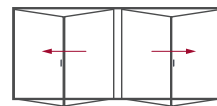
Four door



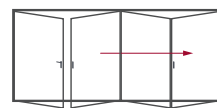
4-4-0



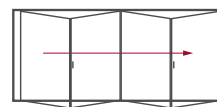
4-3-1



4-2-2



4-1-3



4-0-4

KEY



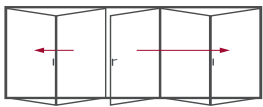
- Traffic handle



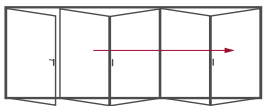
- Shootbolt handle



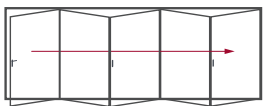
Five door



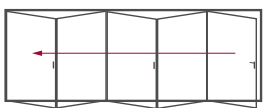
5-2-3



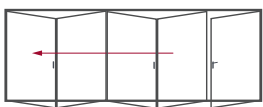
5-1-4



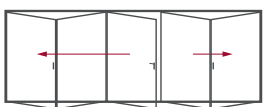
5-0-5



5-5-0

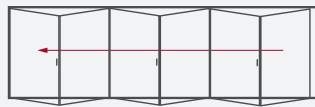


5-4-1

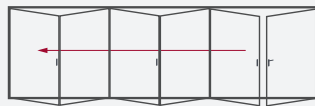


5-3-2

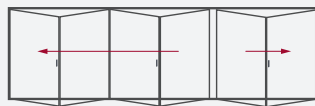
Six door



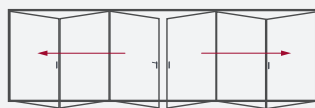
6-6-0



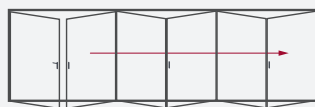
6-5-1



6-4-2



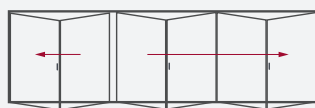
6-3-3



6-1-5

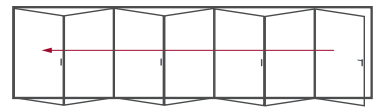


6-0-6

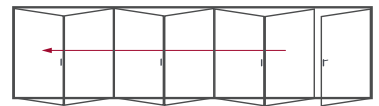


6-2-4

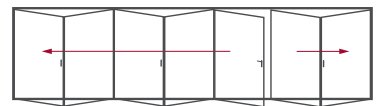
Seven door



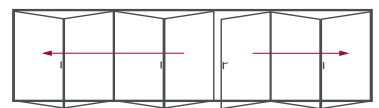
7-7-0



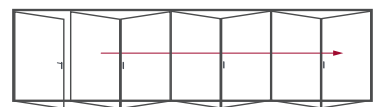
7-6-1



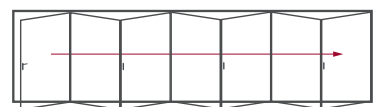
7-5-2



7-4-3



7-1-6



7-0-7



7-3-4



7-2-5

low maintenance: what you need to know



Korniche is synonymous with quality and our bi-folding doors deliver in every aspect of their manufacture and design.

From the weather-resistant powder-coated aluminium to the bearing guided rollers, each detail has been crafted to be as low maintenance as possible. All that's required is the occasional clean to ensure the door's tracks are debris free.

High-quality bespoke hardware ensures your door handles maintain their great appearance during day-to-day operation. At the same time, the system's **Yale locking barrel, multi-point locking system and Korniche shoot-bolt handle** provide **security peace of mind**.



MULLION BOTTOM ROLLER



LOWER ROLLER HINGE



UPPER GUIDE HINGE

Powder coating

The bi-folding doors' powder coated exterior doesn't just offer a wide range of colours, it also delivers a thicker, more consistently smooth coat when compared to a paint finish.

Powder coating results in an extremely durable finish and is also much kinder to the environment.

RAL

- ▀ Four stock RAL colour options
 - RAL 9910 – Gloss White
 - RAL 7016 – Matt Grey
 - RAL 9005 – Matt Black
 - RAL 7016 / RAL 9910 (Matt Grey on Gloss White)

We offer more than 150 colours in matt, satin or gloss, including the option to have different colours on the inside and outside of the frames.

This gives you **greater freedom to match both the interior and exterior style** of your property.

The Korniche Bi-folding doors operational hardware is precision engineered and manufactured to exacting standards. **Bearing guided rollers ensure an easy glide every time.**

multi-award-winning products recognised across the industry



Since its launch in 2016, the Korniche Roof Lantern has received multiple awards for its innovative design, engineering and aesthetics, including both builder and homeowner accreditation.

- Manufacturing ISO9001:2015 Quality accreditation 2022
- Homebuilding & Industry Awards 2021 – Rooflight Supplier of the Year
- Real Homes Awards 2021 – Nominee
- Homebuilding & Renovating Awards 2020 – Best Rooflight Supplier
- Conservatory & Orangery Awards 2019 – Best Rooflight and Lantern System
- Professional Builder Magazine 2018 – Charles Godfrey Award for Innovation





peace of mind comes as standard with Korniche

From design to doorstep, Korniche products are engineered to deliver precision manufactured doors and lanterns for your home.



PAS 24 Security Certified

PAS 24 Security Certified is the latest security standard that can only be achieved once a product has been tested to demonstrate enhanced protection against various types of attack. This ranges from shoulder barging and kicking to attempts to pick or damage the handle or lock. In short, it's an essential level of security for your doors.



10 Year Manufacturers Warranty

Engineered in the UK to ensure the highest level of quality, endurance and reliability, all Korniche products come with a 10 year warranty against all parts and manufacturing.

See T & C's on the Korniche website.



Quality Assured

We manufacture our products to exacting tolerances, with intensive quality check and tests. As a result, we ensure your bespoke order is competitively priced and fulfilled to the highest possible standard with excellent availability and lead times.



In the unlikely event that your cylinder is snapped under attack due to a forced break-in, YALE will give you £1,000 compensation for any distress and inconvenience caused, that's how confident we are in the YALE lock barrel product.

How does it work? Simply register your guarantee online at help.yale.co.uk within 30 days of purchase to ensure you are covered for five years








get in touch

At Korniche we want you to specify with confidence, secure in the knowledge that the award-winning products you choose will be the perfect finish for your project.

For more information, including where to find your closest supplier, visit:

www.korniche.co.uk








transform
your space
with **Korniche**



www.korniche.co.uk

